

# FrontGuard Entrance Doors

## FrontGuard Steel Door FGS

Steel door leaf with foam filled core and thermal break, exterior and interior overlapping the leaf, 46 mm thick, in classic, contemporary and modern designs. Standard polyester primer coating White (RAL 9016) in a smooth finish (inside and out). All stock door leaves are prepared to accept a letter plate. (Blank leaves are available as factory order with extended delivery lead-time).

### Surface

Flush fitting door leaf on the interior and exterior of the door, with a leaf frame on the inside and a thick rebate. The flush fit on the interior gives the impression of a residential internal door can be optimally integrated into your house's interior.

### Colours

White (RAL 9016) as standard.

Optional colours available for all doors:

White Aluminium (RAL 9006), Terra Brown (RAL 8028), Clay Brown (RAL 8003), Ochre Brown (RAL 8001), Window Grey (RAL 7040), Light Grey (RAL 7035), Anthracite Grey (RAL 7016), Moss Green (RAL 6005), Ruby Red (RAL 3003), Light Ivory (RAL 1015) and Pigeon Blue (RAL 5014).

Optional surface finishes available for FGS 010, FGS 015, FGS 700 and FGS 900:

Foil-coated timber effect Golden Oak and Dark Oak, foil-coated Titan Metallic finish.

### Seals

4-sided double, black EPDM seals. Brush seal at the bottom, 20 mm high plastic threshold with thermal break.

### Locks & bolts

11-point security: 2 conical swing bolts engage with 2 additional security bolts and 1 deadbolt in the frame's lock plates. 3 further security bolts on the hinge side and three barrel hinges.

### Drip angle

Optional, Traffic white (RAL 9016). Invisible fastening and plastic cover cap at each end.

### Hinges

Three 2-piece 3-way adjustable hinges with hinge caps in aluminium look.

### Handles / Letter plates

Lever/lever handle set and letter plate in gold or silver to choose as standard on classic designs.

'Secured by Design' handle sets and lever/knob handle sets also available as an option.

Contemporary and modern designs all have fixed bar handles on the outside and therefore a key is required to open these doors from the outside at all times.

### Profile cylinder and keys

Cylinder length with fixed bar handles: 27.5 x 35.5 mm.

Cylinder length with standard lever/lever or lever/knob handle set: 31.5 x 40.5 mm.

Cylinder length with Secured by Design lever/lever or lever/knob handle set: 35.5 x 40.5 mm.

5 keys supplied as standard, 8 or 10 keys available as an option.

GARADOR *FrontGuard Entrance Doors***Windows**

|                            |  |
|----------------------------|--|
| FGS 200, FGS 400:          | 24 mm double pane insulated safety glass, hammered glass design on the inside, clear on the outside. Composite glazing frame, surface-mounted composite rails.               |
| FGS 020, FGS 025, FGS 030: | 24 mm double pane insulated safety glass, Mastercarré glass design in matt finish on the inside, clear on the outside. Roundstyle composite frame, bonded.                   |
| FGS 040:                   | 24 mm double pane insulated safety glass, Ornamental glass design on the inside, clear on the outside. Roundstyle composite frame, bonded.                                   |
| FGS 700, FGS 900:          | Triple pane insulated safety glass, 44 mm thick, sand-blasted with matt/clear finish stripes inside, clear outside. Flush-fitting glazing frames in stainless steel, bonded. |

**Side elements/transom lights**

|                            |  |
|----------------------------|--|
| FGS 100, FGS 200:          | 46 mm thick side element comes with 3 raised panels  |
| FGS 400:                   | 24 mm double pane insulated safety glass, hammered glass design on the inside, clear on the outside. Composite glazing frame, surface-mounted composite rails.       |
| FGS 020, FGS 025, FGS 030: | 24 mm double pane insulated safety glass, Mastercarré glass design in matt finish on the inside, clear on the outside. Roundstyle composite frame, bonded.           |
| FGS 040:                   | 24 mm double pane insulated safety glass, Ornamental glass design on the inside, clear on the outside. Roundstyle composite frame, bonded.                           |
| FGS 700, FGS 900:          | Triple pane insulated safety glass, 44 mm thick, sand-blasted with matt/clear finish inside, clear outside. Flush-fitting glazing frames in stainless steel, bonded. |

**Secured by Design**

Logo indicates availability of SBD security upgrade, see page 82 for details.




**Packaging**

FrontGuard doors are packed with polystyrene around the door and then shrink wrapped. Side elements are transported with glass already fitted.

**Stock availability**

Made to order. Approximately 6 weeks lead time.

**Classic designs**











|                          |   |   |   |
|--------------------------|---|---|---|
|                          |  |  |  |
| Overall frame size       | FGS 100 <sup>2</sup>  | FGS 200 <sup>2</sup>  | FGS 400   |
| 920 x 2095               | 786   | 880   | 1083  |
| 932 x 2095               | 786   | 880   | 1083  |
| 1001 x 2095              | 786   | 880   | 1083  |
| Custom-made <sup>1</sup> | 1077  | 1170  | 1375  |

<sup>1</sup> Custom-made size range available: from 875 mm to 1100 mm wide and from 1990 mm to 2100 mm high.

On Classic doors a lever/lever handle set comes as standard, please select silver or gold in colour.

<sup>2</sup> Secured by Design option available on this door. See page 82 for costs.

## Contemporary designs

|                          |   |   |   |   |   |   |
|--------------------------|---|---|---|---|---|---|
|                          |  |  |  |  |  |  |
|                          |  |  |   |   |  |  |
| Overall frame size       | FGS 010 <sup>2</sup>  | FGS 015 <sup>2</sup>  | FGS 020   | FGS 025   | FGS 030 <sup>2</sup>  | FGS 040 <sup>2</sup>  |
| 920 x 2095               | 845   | 913   | 874   | 1221  | 944   | 880   |
| 932 x 2095               | 845   | 913   | 874   | 1221  | 944   | 880   |
| 1001 x 2095              | 845   | 913   | 874   | 1221  | 944   | 880   |
| Custom-made <sup>1</sup> | 1136  | 1204  | 1155  | 1512  | 1224  | 1161  |





<sup>1</sup> Custom-made size range available:

For FGS 010 and FGS 015: from 875 mm to 1250 mm wide and from 1875 mm to 2250 mm high.

For FGS 020, FGS 025, FGS 030 and FGS 040: from 875 mm to 1250 mm wide and from 1990 mm to 2250 mm high.

<sup>2</sup> Secured by Design option available on this door. See page 82 for costs.

## Modern designs

|                          |   |   |
|--------------------------|---|---|
|                          |   |   |
|                          |  |  |
| Overall frame size       | FGS 700 <sup>2</sup>  | FGS 900 <sup>2</sup>  |
| 920 x 2095               | 1531  | 1674  |
| 932 x 2095               | 1531  | 1674  |
| 1001 x 2095              | 1531  | 1674  |
| Custom-made <sup>1</sup> | 1821  | 1963  |

<sup>1</sup> Custom-made size range available: from 875 mm to 1250 mm wide and from 1990 mm to 2250 mm high.

<sup>2</sup> Secured by Design option available on this door. See page 82 for costs.

GARADOR *FrontGuard Entrance Doors – Options***Colour options** **add**

Colours available:

White Aluminium (RAL 9006), Terra Brown (RAL 8028), Clay brown (RAL 8003), Ochre brown (RAL 8001), Window grey (RAL 7040), Light grey (RAL 7035), Anthracite grey (RAL 7016), Light Ivory (RAL 1015), Moss green (RAL 6005), Ruby red (RAL 3003), Pigeon Blue (RAL 5014)

|  |     |
|--|-----|
| Colour options for FGS 010, FGS 015, FGS 100, FGS 200, FGS 400, FGS 700, FGS 900 | 150 |
|--|-----|

|   |     |
|---|-----|
| Colour options for FGS 020, FGS 025, FGS 030, FGS 040 | 368 |
|---|-----|

**Foil coat options** **add**

Foil coating available:

Titan Metallic, Golden Oak and Dark Oak

|  |     |
|--|-----|
| Decograin (all including Titan Metallic, for FGS 010, FGS 015, FGS 700, FGS 900) | 368 |
|--|-----|

|  |     |
|--|-----|
| Decograin (all including Titan Metallic, for FGS 020, FGS 025, FGS 030, FGS 040) | 434 |
|--|-----|

**Optional colours / finishes for side elements and transom lights** **add**




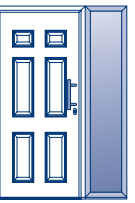
White Aluminium (RAL 9006), Terra Brown (RAL 8028), Clay brown (RAL 8003), Ochre brown (RAL 8001), Window grey (RAL 7040), Light grey (RAL 7035), Anthracite grey (RAL 7016), Light Ivory (RAL 1015), Moss green (RAL 6005), Ruby red (RAL 3003), Pigeon Blue (RAL 5014)

96

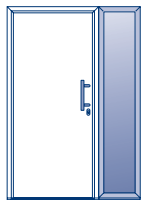

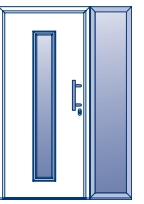
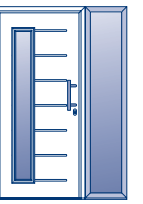
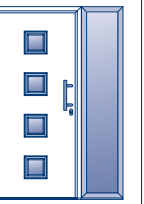
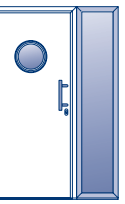
|   |     |
|---|-----|
| Surface finish Golden Oak, Dark Oak, Titan Metallic | 128 |
|---|-----|

All FrontGuard doors are available with side elements. Side elements may be on the left and/or right hand side of the door. Side elements come in Traffic White, RAL 9016 as standard.

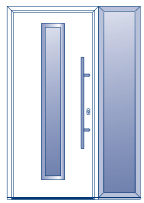
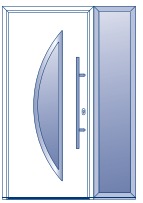
### Side element for Classic doors

|  |   |   |   |   |
|--|---|---|---|---|
|  |  |  |  |  |
|  | FGS 100   | FGS 200   | FGS 400   | Full glass panel  |
| Glass in door  | Hammered  | Hammered  | Hammered  | Hammered  |
| Side element   | Solid panel   |   | Solid panel or partly glazed (hammered glass)                                     | Float clear or sandblasted to choose  |
| Width x Height<br>450 x 1990-2100<br>400-500 x 1875-2250 | 512<br>-  |   | -<br>619  |   |

### Side element for Contemporary doors

|                                       |  |  |  |  |  |  |
|---------------------------------------|--|--|--|--|--|--|
|                                       |  |  |  |  |  |  |
|                                       | FGS 010  | FGS 015  | FGS 020  | FGS 025  | FGS 030  | FGS 040  |
| Glass in door                         | -  | -  | Mastercarré  | Mastercarré  | Mastercarré  | Mastercarré  |
| Side element                          | Glass, all types to choose   |  | Mastercarré or Float clear to choose   |  |  | Ornament or clear to choose  |
| Width x Height<br>400-500 x 1875-2250 | 619  |  |  |  |  |  |




### Side element for Modern doors

|                                       |   |   |
|---------------------------------------|---|---|
|                                       |  |  |
|                                       | FGS 700   | FGS 900   |
| Glass in door                         | Sand-blasted/clear  |   |
| Side element                          | Float clear or sand-blasted to choose   |   |
| Width x Height<br>400-500 x 1990-2250 | 619   |   |


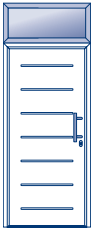




GARADOR *FrontGuard Entrance Doors*

Our FrontGuard doors are available with a transom light. It can be arranged above the door or above door and side element(s). Transom lights come in Traffic White, RAL 9016 as standard.



### Transom light for Classic doors



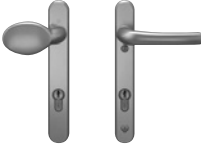

|                     |   |   |   |
|---------------------|---|---|---|
|                     |  |  |  |
|                     | FGS 100   | FGS 200   | FGS 400   |
| Glass in door       | -   | Hammered  | Hammered  |
| Transom light       | Hammered  |   |   |
| Width x Height      |   |   |   |
| 875-1250 x 400-500  | 477   |   |   |
| 1251-1750 x 400-500 | 620   |   |   |
| 1751-2250 x 400-500 | 758   |   |   |

### Transom light for Contemporary doors





|                     |  |  |  |   |  |  |
|---------------------|--|--|--|---|--|--|
|                     |  |  |  |  |  |  |
|                     | FGS 010  | FGS 015  | FGS 020  | FGS 025   | FGS 030  | FGS 040  |
| Glass in door       | -  | -  | Mastercarré  | Mastercarré   | Mastercarré  | Mastercarré  |
| Transom light       | Glass, all types to choose   |  | Mastercarré or Float clear to choose   |   |  | Ornament or clear to choose  |
| Width x Height      |  |  |  |   |  |  |
| 875-1250 x 400-500  | 477  |  |  |   |  |  |
| 1251-1750 x 400-500 | 620  |  |  |   |  |  |
| 1751-2250 x 400-500 | 758  |  |  |   |  |  |

### Transom light for Modern doors




|                     |   |   |
|---------------------|---|---|
|                     |  |  |
|                     | FGS 700   | FGS 900   |
| Glass in door       | Sand-blasted/clear  |   |
| Transom light       | Float clear or sand-blasted to choose   |   |
| Width x Height      |   |   |
| 875-1250 x 400-500  | 477   |   |
| 1251-1750 x 400-500 | 620   |   |
| 1751-2250 x 400-500 | 758   |   |

| Optional extras |  |                   |  |                        |
|-----------------|---|--|---|---|
| Article         | Aluminium letter plate in gold or silver <sup>1</sup>                             | Lever / lever handle set 'Secured by Design' with drill resistant cylinder escutcheon <sup>1</sup> | Outside knob / inside lever in gold or silver <sup>1</sup>                          | Outside knob / inside lever set 'Secured by Design' with drill resistant cylinder escutcheon <sup>1</sup> |
| Price £         | 32  | 40   | 36  | 48  |

<sup>1</sup> Only available on Classic Range

| Optional extras |           |  |  |  |
|-----------------|---|--|--|--|
| Article         | Spyhole in brass or chrome (for fitting on site, door leaf supplied undrilled) <sup>2</sup> | Supplied with 8 keys   | Supplied with 10 keys  | Aluminium frame A2 profile   |
| Price £         | 15  | 40   | 60   | 50   |

<sup>2</sup> The hole for the spyhole needs to be drilled onsite and the kit needs to be fitted manually.

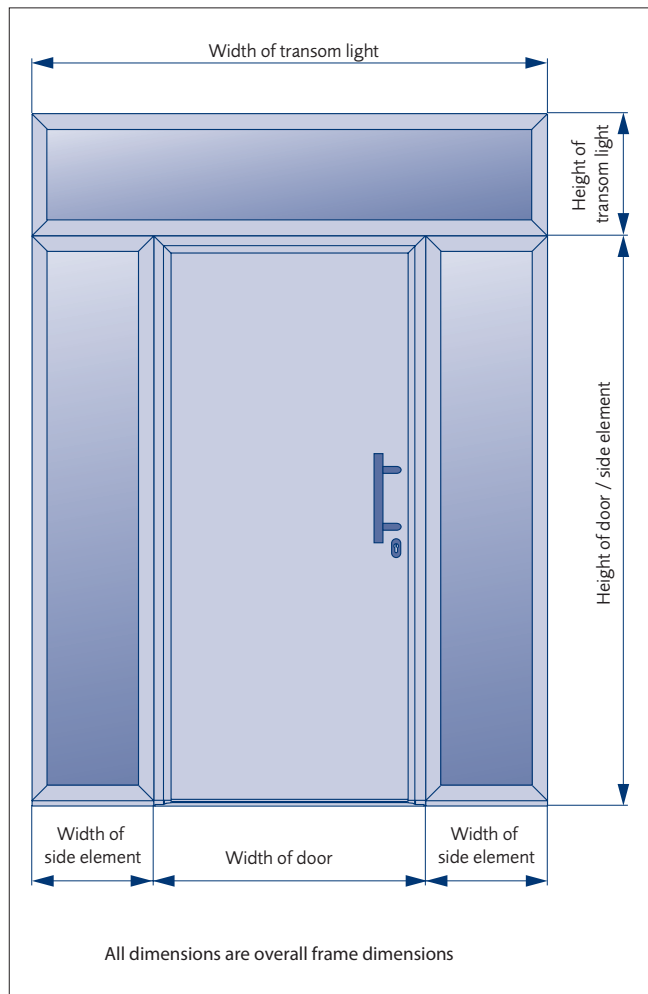
| Optional extras |  |  |  |
|-----------------|---|---|--|
| Article         | Electric Strike with key Catch for keyless access                                   | Large Brushed Stainless Steel Handle <sup>3</sup>                                   | Secured by design upgrade <sup>4</sup>   |
| Price £         | 61  | 141   | 90   |

<sup>3</sup> Upgrade only available.

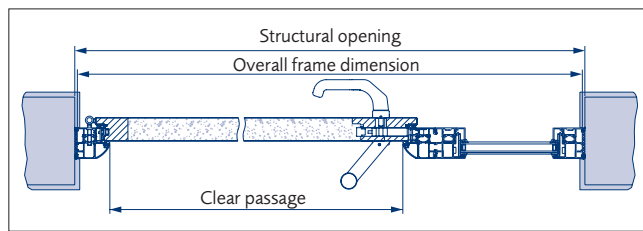
<sup>4</sup> Upgrade available for front door models FGS 100, FGS 200, FGS 010, FGS 015, FGS 030, FGS 040, FGS 700, FGS 900. Upgrade consists of high security cylinder, a safety registration card and three security keys.

GARADOR FrontGuard Entrance Doors – Specifications

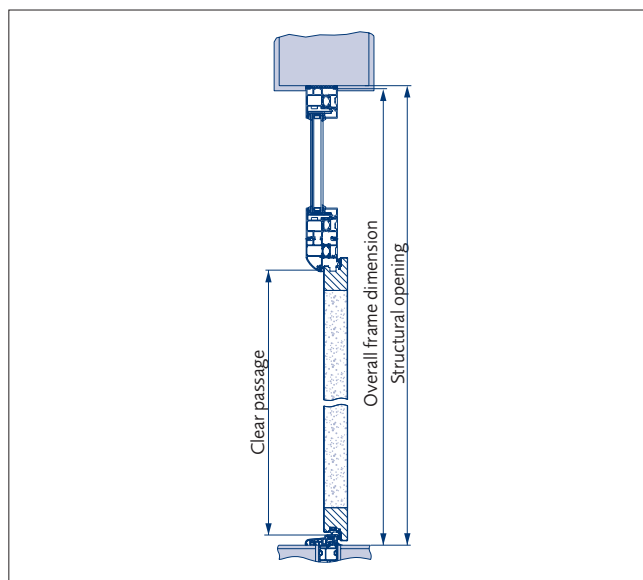
FrontGuard Door Specifications



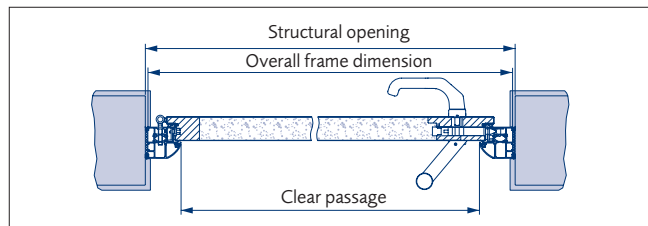
Plan view of door with side element



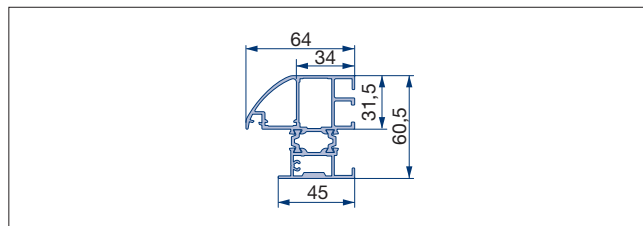
Plan view of door with side element



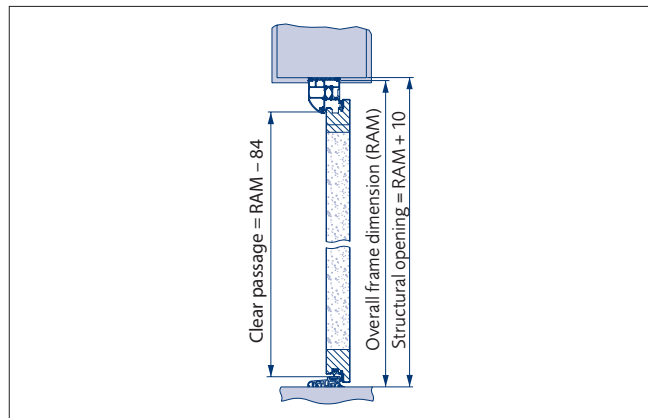
Plan view of door



Roundstyle frame



Side view of door



Quadrangular frame

