

Garador Up & Over Garage Doors and Automatic Operators

If you want a great look you need to go no further



NEW



PVC up & over door available
in a range of standard and
purpose made sizes



SINCE 1952

Manufacturing Garage Doors
in the UK since 1952

GARADOR
The Garage Door People

Welcome to our latest garage door brochure

Of course, as a key element of your property, the garage door should offer great kerb appeal but at Garador we also believe in safety, security and convenience. We have therefore designed this brochure to highlight the main features and options of our garage doors thus allowing you to make an informed choice.

With Garador's unique levels of customer service and excellent range of warranties we are happy that we offer the best product and service package available in today's garage door market.



Contents

Discover the full Garador range



- 4 Steel panel doors
- 10 PVC panel doors
- 12 GRP panel doors
- 20 Timber panel doors
- 26 Automation
- 28 Accessories
- 30 Steel side-hinged doors
- 34 Steel and timber personnel doors
- 36 Safety and Security
- 40 User Information / Care
- 42 DHF consumer advice



Steel panel doors

Garador steel garage doors offer excellent value for money. They are designed to provide you with maximum safety and security whilst ensuring years of reliable, trouble free service.

Whatever size of garage opening you have, it is certain we'll have a beautiful steel door to suit your requirements.

No matter whether you choose a panelled or ribbed design, standard white or coloured door or add a design handle – a Garador garage door adds beauty and value to your home.

Secured by Design

The Guardian range includes two door styles, which have been Secured by Design certified. Available with either canopy or retractable gearing, these doors have been designed and tested to the UK police standard to withstand an attack by a burglar.



Code for Sustainable Homes

The Garador Guardian range also qualifies for 2 points under the Code for Sustainable Homes, a national standard for use in the construction of new homes which encourages greater sustainability.



For more information please visit

www.garador.co.uk/CodeforSustainableHomes



Precision engineering and colour choice




Black handle as standard



Limited
10 year Warranty

Steel panel doors



Ribbed door designs have a classical appearance and blend in with most homes. Their tough and sturdy precision engineered construction offers maximum durability and timeless kerb appeal. Our Wentwood and Sherwood designs offer the natural appearance of timber whilst retaining all the cost and maintenance advantages of a steel door. The foil-coating provides this by giving the rivet-free door leaf an ultra-fine textured surface with a realistic woodgrain appearance.



Carlton  available as an option




Salisbury (supplied with crystal panes)




Horizon  available as an option




Sutton



Chevron



Wentwood, Rosewood timber-effect (also available in Golden Oak)



Sherwood, Golden Oak timber-effect (also available in Rosewood)

Doors shown above are also available as



Secured by Design is an association focusing on the design of more secure homes and commercial properties. Secured by Design is owned by the ACPO (Association of Chief Police Officers) and awards the Secured by Design status to products that pass their extensive testing procedures.


The classical beauty of ribbed doors



Sherwood, Golden Oak

Choose from the range of options to personalise your door


Our colour range for your steel door




Moss Green
(based on RAL 6005)




Ruby Red
(based on RAL 3003)




Signal Blue
(based on RAL 5005)



Jet Black
(based on RAL 9005)



Terra Brown
(based on RAL 8028)



Steel Blue
(based on RAL 5011)

Printed colour samples are as accurate as printing techniques allow.

Diecast handle options



Brass effect



Chrome effect



White

The Wentwood and Sherwood doors are available with a foil-coated timber-effect surface finish. Its grained detail gives the door an authentic timber look.



Foil-coated timber-effect
Rosewood



Foil-coated timber-effect
Golden Oak

Steel panel doors



Our superb range of Georgian panel style doors will look good on any house type, whether modern or traditional. All have deep, crisp panel profiles, which give them solid and sturdy characteristics combined with an elegant appearance. Choosing a garage door with windows not only offers an additional design element but also provides functionality by allowing you to make use of the daylight within your garage.



Georgian



Beaumont



Beaumont with windows



Cathedral

The modern elegance of Georgian panels

Cathedral



Choose from the range of options to personalise your door

Window options for Beaumont design



Standard



Cross



Diamond


Available in clear or crystal.

Diecast handle options



Brass effect


Our colour range for your steel door



Moss Green
(based on RAL 6005)



Ruby Red
(based on RAL 3003)



Signal Blue
(based on RAL 5005)

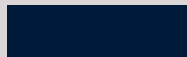
Printed colour samples are as accurate as printing techniques allow.



Jet Black
(based on RAL 9005)



Terra Brown
(based on RAL 8028)



Steel Blue
(based on RAL 5011)



Chrome effect



White

PVC panel doors

This UV-fast low gloss white finish looks great and offers fantastic impact and dent resistance! Ideal for our hectic environment.

Built around the Garador box section chassis this ultra crisp fully finished PVC plastic door panel offers you engineering excellence with a material to perfectly match your PVC doors and windows.



Crisp, clean and impact resistant

Sherborne



Sherborne



Chatsworth

NEW ✓

Diecast handle options



Brass effect



Chrome effect



White

GRP panel doors

If you want a great-looking, low-maintenance door, GRP is the material for you. Considering the combination of long life and low maintenance, they are a sound investment for the future, such is their quality of manufacture and inherent strength.

Our GRP doors are made as an infill and then fixed into our rigid box section chassis to provide a very stable door construction that will not twist or warp. Our Premier GRP doors are provided with a flow-coat to the inside face for a smoother finish and reduced translucency.



Limited
10 year Warranty

Low maintenance and long life



Optional brass effect handle

GRP panel doors



The Stamford, Arden and Ashurst designs are finished in tasteful, resilient high white gloss offering a superb surface finish. Further customise this unique appearance by incorporating one of the numerous window options.



Stamford



Stamford with imitation window



Arden



Arden with windows



Ashurst



Ashurst with windows

Ultra-smooth surface for unique appearance

Stamford with semi-translucent windows



Choose from the range of options to personalise your door

Window options with smoked glazing



Plain



Square ledged



Diamond ledged

Window options with semi-translucent glazing



Plain



Square ledged



Diamond ledged

Window options for Stamford design



Semi-translucent windows



Black imitation window

Diecast handle options



Brass effect



Chrome effect



White

GRP panel doors



These classically proportioned doors will integrate equally well into the architecture of both traditional and more modern housing. They are available in any one of nine smart woodgrain finishes and with optional windows. The surface finish of the timber effect GRP doors is not only different by colour but also by its underlying appearance. Some designs come in close grain which looks like carefully sanded wood, whilst wide grain has a more rustic character.



Hazelbury (medium grain)



Hazelbury with windows



Kenmore (medium grain)



Kenmore with windows



Derwent (medium grain)

The look of timber, the benefit of GRP

Kenmore, Rosewood finish with semi-translucent windows




Choose from the range of options to personalise your door

Window options with smoked glazing



Plain



Square ledged



Diamond ledged

Diecast handle options




Brass effect




Chrome effect

Window options with semi-translucent glazing



Plain



Square ledged




Diamond ledged



White


Door finishes // Printed colour samples are as accurate as printing techniques allow



Ebony



Matt White




Cherry Oak



Light Oak



Golden Oak




Rosewood



Honey



Golden Brown



Dark Oak

GRP panel doors



These stylish door designs blend in well with many homes' architecture. They are available in any one of nine attractive woodgrain finishes and you can add beauty to your door by choosing an optional handle. We are sure you will enjoy the look of timber but freedom from maintenance for years to come.




Penshurst (wide grain)



Hartfield (wide grain)



Lingfield (close grain)



Swinton (medium grain)

Low maintenance and long life

Hartfield, Rosewood finish



Choose from the range of options to personalise your door

Door finishes



Ebony



Matt White



Cherry Oak




Light Oak



Golden Oak



Rosewood



Honey



Golden Brown



Dark Oak

Printed colour samples are as accurate as printing techniques allow.

Diecast handle options



Brass effect



Chrome effect



White

Timber panel doors

Timber garage doors combine the warmth and beauty of real wood and the very best of Garador garage door engineering. There is nothing to beat natural materials and no matter whether you choose from the Solid cedar or Elizabethan range – a timber door is a sensible choice as well as an aesthetic one and with the right care and attention will last for years to come.

All Garador timber doors are manufactured with the same high degree of craftsmanship to get the best from this natural material. For example, all cedar rails have chamfered edges and boundary joints creating a neat finish. All doors are supplied with a neutralising base stain and ready for on-site finishing. As an option, we offer a factory colour finish in different stains.



Limited
10 year Warranty

The natural combination of value and beauty




Optional brass effect handle

Timber panel doors



Our tongued and grooved solid cedar garage doors are crafted from the highest quality timber. This traditional method of construction creates a range of classic designs which would enhance the appearance of any home. All timber doors are built around a steel subframe providing structural stability and inherent strength. With initial and regular staining, the door will keep its stunning appearance and last a lifetime.




Vertical Cedar
// Also available as Horizontal Cedar



Sandhurst



Chevron Cedar



Barrington



Kingsbury



Ashton



Ashton Chevron



Rochdale

Solid cedar for timeless appeal

Barrington



Choose from the range of options to personalise your door

Window options



Plain




*Plain with Georgian style leading



*Plain with diagonal leading



Stippled



*Stippled with Georgian style leading



*Stippled with diagonal leading

Windows are manufactured from 4 mm perspex.

*Only available on sandhurst doors.

Diecast handle options



Brass effect




Chrome effect



White

We offer a factory finish for all timber doors. Choose from these stains:




Light Oak




Antique Oak




Mahogany



Walnut



Chestnut



Ebony

Printed colour samples are as accurate as printing techniques allow.

Primed white and finished painted doors also available.

Timber panel doors



The Elizabethan range of timber doors combines all the traditional qualities of a natural material with the performance you would expect from a modern garage door. Add in the great looking, classical designs and you have one of the finest garage door types available.

Constructed from beautifully machined solid cedar and fine exterior quality plywood, the Elizabethan door range offers excellent value for money.



Shaftesbury



Seymour



Wolsey




Tudor



Bosworth



Hinton



Sunrise

Traditional value of the Elizabethan range

Shaftesbury



Choose from the range of options to personalise your door

Window options for the Hinton Design




Plain




Stippled

We offer a factory finish for all timber doors. Choose from these stains:



Light Oak



Antique Oak




Mahogany



Walnut



Chestnut



Ebony

Primed white and finished painted doors also available.

Printed colour samples are as accurate as printing techniques allow.

Diecast handle options



Brass effect



Chrome effect



White

Automation



It's not anyone's idea of fun to battle the elements on a dark, stormy winter's night, grappling with the keys to open your garage door. Imagine arriving home and at the simple touch of a button, driving straight into your garage without having to leave the comfort of your car. Our range of electric door operators can bring you this touch of luxury at a surprisingly low cost. Choosing to fit one of our operators won't change your life, but it will make it just a little bit more comfortable.

GaraMatic operators and Garador garage doors are a tried and tested unit hardware, perfectly matched and prepared for easy installation.

For your safety all GaraMatic operators comply with the latest European standards (BS 13241) including automatic reversal and self-monitoring closing forces. Security is provided by the integral anti-burglar device preventing the door from forced unauthorized entry.

Two hand transmitters as standard ✓



5 button hand transmitter

2 button hand transmitter



All Garador operators come with a comprehensive 5 year warranty.

Arrive home safely, securely ... and in style



GaraMatic 10 and 20 comes complete with a 5 button and 2 button hand transmitter

Safety – in compliance with the latest European standards
Security – integral anti-burglar device
Convenience – super-smooth and maintenance-free



GaraMatic 9 comes complete with two 2 button hand transmitters

GaraMatic 20 GaraMatic 10

- 50% faster than other operators
- Half-open function for ventilation
- Adjustable soft start and soft stop
- Automatic safety reversal
- Remote status query feature indicates whether your garage door is open or closed
- Bi-directional radio technology is secure and ensures no one can copy your signal
- Bisecur technology provides a more reliable signal that can be used over longer distances
- Adjustable integral halogen light
- Self-closing timer option (light beam device required)

Peak forces:

GaraMatic 20: 1000 N

GaraMatic 10: 800 N



BS 13241 Compliant

The combination of Garador garage doors with GaraMatic operators complies with the latest European safety standards.

GaraMatic 9

- Simple to operate
- Soft start and soft stop
- Automatic safety reversal
- Remote status query feature indicates whether your garage door is open or closed
- Bi-directional radio technology utilised for better security and a more reliable signal that can be used over longer distances
- Integral light
- Streamlined plastic cover

Peak force:

GaraMatic 9: 750 N



BS 13241 Compliant

The combination of Garador garage doors with GaraMatic operators complies with the latest European safety standards.

Accessories

Hand transmitters are the most common and very convenient controls. Transferring your operator's code to additional hand transmitters is easy.



5 button hand transmitter



2 button hand transmitter



4 button hand transmitter



1 button hand transmitter

Designer key ring that doubles as a hand transmitter for that added piece of style.



Designer Aluminium 2-channel transmitter



Designer Chrome 2-channel transmitter



Transmitter for cigarette lighter (1-channel)



Transmitter for cigarette lighter (2-channel)

Garador's choice of operator accessories allows for multiple uses

Wall consoles and push buttons are extremely practical if you want to operate the door and control different functions from a fixed location without the use of a hand transmitter.



Best-selling accessory

Wireless code switch, with lid, illuminated



Wall console (for GaraMatic 10 and 20 only)



Wireless wall console



Push button, illuminated



Push button

Key switches allow you to activate your automatic operator at the turn of a key. They are suitable for recessing into masonry or face-fixed mounting to your garage wall.



Face-fixed key switch



Recessed key switch

The light beam device provides additional peace of mind to the safety of your garage door. Should any obstruction interrupt the light beam while the door closes, the operator will stop the door immediately and raise it.



Light beam device

Included as standard with GaraMatic 20 ✓

Steel side-hinged



Garador's traditional side-hinged doors combine robust and reliable performance with simple personal access. These doors are fitted with a lever handle inside and out, providing easy access at all times. For added security, the option of an outside knob is available. Side-hinged doors come with equal sized leaves, with the right hand leaf leading as standard. 1/3 - 2/3 leaf configurations and/or left hand leading doors are available on request.



Georgian



Beaumont



Cathedral



Carlton



Beaumont with windows

Traditional side-hinged doors

Georgian



Choose from the range of options to personalise your door

Window options for Beaumont design



Standard



Diamond



Cross

Available in clear or crystal.

Lever handle options



Brass effect



Chrome effect


Our colour range for your steel door




Moss Green
(based on RAL 6005)



Ruby Red
(based on RAL 3003)



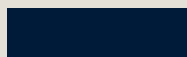
Signal Blue
(based on RAL 5005)



Jet Black
(based on RAL 9005)



Terra Brown
(based on RAL 8028)



Steel Blue
(based on RAL 5011)

Printed colour samples are as accurate as printing techniques allow.



White

Optional outside knob



Timber side-hinged doors



The Garador range of side-hinged timber doors combines quality craftsmanship and attractive, traditional appeal. As standard, they come with a lever handle set. A knob handle for added security is optionally available. Side-hinged doors come with equal sized leaves, with the right hand leaf leading as standard, left hand leaf leading is optional. Alternatively, some side-hinged doors are available in a 1/3 - 2/3 configuration, as shown on the Vertical Cedar design.




Aston



Aston Chevron



Horizontal Cedar



Vertical Cedar



Chevron Cedar



Seymour



Kingsbury



Tudor

Traditional side-hinged in solid cedar

Vertical Cedar, 1/3 2/3



Choose from the range of options to personalise your door

Window options



Plain



Stippled

Lever handle options




Brass effect




Chrome effect


We offer a factory colour finish for all timber doors. Choose from these stains:



Light Oak




Antique Oak




Mahogany



Walnut



Chestnut



Ebony

Printed colour samples are as accurate as printing techniques allow.

Primed white and finished painted doors also available.



White

Optional outside knob



Steel and timber personnel doors



To further enhance the appearance of your garage we can now provide a side door to match many of our Up & Over designs. These doors are produced in much the same way as our Up & Over doors, showing the same details and finished in exactly the same colour to provide a perfect match.



Beaumont



Beaumont with windows



Carlton




Cathedral




Georgian




Half Chevron Left




Half Chevron Right




Horizontal Cedar



Kingsbury



Seymour



Vertical Cedar


The ideal match of a personnel and an Up & Over door

Vertical Cedar and Vertical Cedar Personnel door




Choose from the range of options to individualise your door


Our colour range for your steel door




Moss Green
(based on RAL 6005)




Ruby Red
(based on RAL 3003)




Signal Blue
(based on RAL 5005)



Jet Black
(based on RAL 9005)




Terra Brown
(based on RAL 8028)




Steel Blue
(based on RAL 5011)


We offer a factory colour finish for all timber doors.
Choose from these stains:




Light Oak




Antique Oak




Mahogany



Walnut



Chestnut



Ebony

Primed white and finished painted doors also available.

For window options on Beaumont with windows see page 31.

Lever handle options



Brass effect



Chrome effect



White

Printed colour samples are as accurate as printing techniques allow.

Optional outside knob

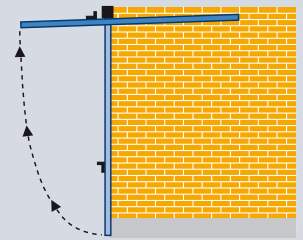


Safety and Security



The canopy gear for single Up & Over doors

A single canopy door mechanism is contained within the door frame with no horizontal tracks protruding into the garage space. When opened, the door forms a 'canopy' with roughly one third of the door outside the garage.



Door travel

Choosing an operating mechanism that is suitable for your garage is as important as choosing the right door panel. This section explains the difference between the two types of Up & Over mechanisms: canopy and retractable. If you need more information, our technical services department are always happy to help.



Anti-drop device to prevent the door from crashing down in the event of a spring or cable failure.



Zinc-coated torsion spring for durability and a clean, finished look.




Cast alloy cable drum.



BS 13241 Compliant
All Garador garage doors comply with the latest European safety standards.



Secure 2-point locking preventing unauthorized entry.



Design handle for safe door operation.



Optional 4-point locking kit for extra peace of mind.

Garador can supply an additional security kit comprising steel locking bar rods and slam-shut latches to increase the number of locking points from two to four.



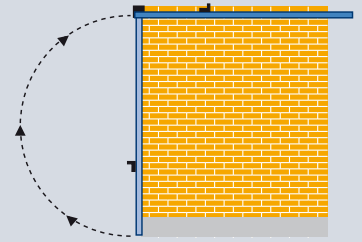
Steel pre-framed available

Highest level of safety and security for you and your family



The retractable gear for single Up & Over doors

Single retractable doors open along horizontal tracks inside the garage and travel back into the garage space when opened. Retractable mechanisms are ideally suited to automatic operation.



Door travel

When we ask customers, 'excellent safety and security' always come high on their feature list. We firmly believe that you can't make anything too safe and secure. So we're constantly searching for new ways to improve safety on our doors and give our customers what they deserve. After all, providing a secure environment is the primary job of any garage door.



Multiple spring cassette and pivot arm cover providing trap protection to reduce the risk of injuries.



Secure parking position to prevent the door from uncontrolled closing.



Design handle for safe door operation.




BS 13241 Compliant
All Garador garage doors comply with the latest European safety standards.



Secure locking to prevent from forced entry.



Optional 4-point locking kit for extra peace of mind.



Optional Retractable Plus offers specially designed lifting arms including bottom spring brackets for narrow openings which allow for maximum use of the clear passage.

Garador can supply an additional security kit comprising steel locking bar rods and slam-shut latches to increase the number of locking points from two to four.



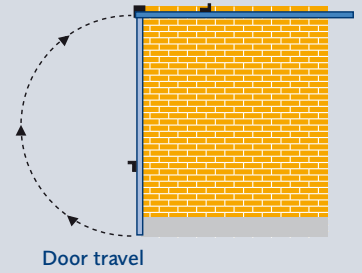
Steel pre-framed available

Safety and Security




The retractable gear for double Up & Over doors

Double retractable doors open along horizontal tracks inside the garage and travel back into the garage space when opened. Retractable mechanisms are ideally suited to automatic operation.



Double doors need the same attention to detail as our single doors, with the need for safety and security just as important as design. It is with this in mind that great care is taken to produce doors as safe and as easy to operate as our single versions.



Multiple spring cassette and pivot arm cover providing trap protection to reduce the risk of injuries.



Secure parking position to prevent the door from uncontrolled closing.



Design handle for safe door operation.



BS 13241 Compliant
All Garador garage doors comply with the latest European safety standards.



Secure locking to prevent forced entry.



Steel fixing frame available

Highest level of safety and security for you and your family



This traditional door set up offers convenience and added privacy over an Up & Over door where full width access is not generally required.

Side-hinged doors

Built onto its own steel frame these doors open out providing clear and unrestricted space within the garage.



Centre style on side-hinged doors helps prevent forced entry to the locking system. In addition, the integral sound-absorbing seal reduces noise when closing the door.



Shootbolts on the top and bottom secure the fixed leaf.



A personnel door offers quick and easy access to your garage, especially useful on detached garages where the Up & Over door is the only other way into the garage.

Personnel doors



Lever handles on the inside and out made of black synthetic material, with a profile cylinder included.



Steel hinges are securely fixed to the frame and door leaf, ensuring reliable function.



Weatherstrips around 3 sides of the door help prevent draughts.



BS 13241 Compliant
All Garador garage doors comply with the latest European safety standards.

User Information / Care

Care of your garage door

A Garador garage door needs only a minimum level of preparation and maintenance to give years of trouble-free service. Below is a guide to how to get the best from your garage door.

Operation

- For opening the door in manual operation use only the outside handle or inside handle. Never use the pull rope during the opening cycle of the door.
- For closing the door from the outside – the pull rope fixed to the internal handle is only designed to pull the door towards you whilst standing within the entrance of the garage until the door can be pushed down by hand, then using the external handle for final closing.
- For closing the door from the inside – the pull rope already mentioned is designed to be pulled away from you, when facing the front entrance of the garage, until the internal handle is able to be reached, by hand, and used for final closing. The pull rope is not designed to be used for any other part of the operating cycle, or any other purpose. Failure to comply with the above instructions may result in injury to persons or property.
- When the door is operated from either outside or inside, check the area through which the door will travel is clear from people and objects. Failure to do so may result in injury to persons or property.
- When closing, ensure the latches engage properly.
- If the door is power-operated always try to ensure you match the door with a Garador electric operator to ensure full compliance with the Machinery Directive. If another make must be used always consider any compatibility/compliance issues.

Maintenance

- If in doubt about any of these maintenance procedures below always consult a Garador specialist. Garador Ltd. has a nationwide network of recommended installers who will be able to offer you a regular maintenance service on your garage door. Please call Garador or refer to the Garador website for further details of your nearest Installer.
- Immediately after the door is fitted and after every 5,000 operations of the door, or at least once a year, oil all pivot points, check screws and clamped connections for tightness, keep the running tracks clean (do not grease them), check parts and replace any worn components where necessary.
- The springs should be replaced after approx. 25,000 operations by an experienced door fitter (see fitting and operation instructions).
- Do not oil the lock cylinder; if it is sticking, only lubricate with graphite dust.
- For canopy doors only, check the cable every 6 months with normal usage (8 operations per day). Have the cables replaced by an expert if any wear is found.

Cleaning

- The door and frame if applicable, should be washed with a mild soap-based solution on a regular basis to prevent the build up of dirt, salts and other corrosive substances and help maintain the aesthetic appearance of the product.
- If the door is installed in a seafront location, the door panel and frame should be cleaned in this way at least every two months.
- We also suggest that all other components be brushed down on a regular basis to prevent the build up of dirt and dust etc.

Locking

- If the key is turned completely, the door is then locked or unlocked; when unlocked it is then possible to open and close the door by turning the handle.
- If the key is turned 1/4 of the way, the door opened and then the key returned to its start position, the door will re-lock when closed.
- By moving the internal locking "snib", it is possible to lock and unlock the door from the inside without using the key.

Finish – Steel Doors

The coating process applied to the door and chassis is environmentally friendly. Minor scratches or marks are not covered under the conditions of our warranty and should be repaired immediately to prevent corrosion and deterioration of the panel. Corrosive substances such as acids, alkalines, and salts, etc. Substances should be cleaned from the door immediately; failure to do so will result in deterioration of the finish, which will not be covered under our warranty. Should deterioration of the finish start to occur you will need to repaint your door immediately. Prepare the surface lightly with wet and dry. Then treat with solvent based 2 pack epoxy wash primer and a normal commercial paint (cellulose paint must not be used).

Finish – Timber Doors

Timber doors are supplied poly-wrapped and the timber panels coated with a neutralising base-stain (except Cavendish, which is supplied untreated). Doors must be stored upright, under cover, with wrapping intact, until wrapping is removed. As soon as the door is unwrapped, one coat of a good quality basecoat primer must be applied to both sides of the door.

Immediately after installation, your timber doors require a further two coats of a good quality exterior wood finish on both sides.

Initial application and periodic treatment should be carried out strictly in accordance with the woodstain manufacturer's instructions. Failure to follow these instructions will result in early deterioration of the timber panel.

Finish – GRP Doors

GRP door panels should be periodically washed down using soapy water. This should be done more frequently if fitted near the sea. Bird droppings will bleach the finish on GRP, and should be removed using soapy water as soon as possible.

GRP doors should not be painted over.

Paint Finish – Steel Doors

Garador steel doors are a finished product. They do not require re-painting on site. They are however not immune to damage, which can occur at any stage of the handling of the product from factory to site. Minor surface damage can easily be repaired using touch up sprays or sticks without invalidating warranties. For extra peace of mind, order your steel door poly-wrapped at the factory to help prevent damage from occurring prior to installation.

Warranty

Garador products are manufactured to the highest quality standards and leave our factory only after rigorous quality testing. However, if you should have grounds for complaint, this section tells you what our door warranty offers and how to go about making your claim.

In the unlikely event of a warranty claim becoming necessary, please contact the dealer or distributor who originally supplied your garage door. Your dealer should then supply details of the claim, together with a copy of the warranty card provided with the door and proof of purchase to the Warranty Department at Garador Ltd.

To enable your claim under warranty to be processed as quickly as possible, you should provide the following details:

- 1 Your name, address and telephone number
- 2 Original invoice with date of purchase
- 3 Product description/door type
and product number
- 4 Description of defect

An assessment of the claim will then be made. This may require Garador to inspect the product in-situ. In the event that there is no legitimate warranty claim under the terms specified herein, you may be liable for the costs of the inspection visit.

We strongly recommend that you take note of the care and usage instructions displayed on the stickers on the back of your garage door, and on the page opposite, and that you follow these instructions throughout.

Garage Door Warranty Period

The purchaser is granted a warranty covering the safe and reliable function of the Garador garage door for a period of 10 years from the date of purchase. The warranty period for replacement parts is 6 months or to the end of the current warranty period, whichever is longer.

In the case of foil-coated timber-effect doors, a warranty of 5 years is granted, for timber and GRP doors a warranty of 2 years is granted on the door panels alone under the terms and conditions specified herein. The door mechanism and steel frame (if applicable) is covered by the 10 year warranty period.

Requirements

Warranty claims are only applicable in the country where the garage door was purchased. The product must have been purchased through our authorised distribution channels. The warranty only covers damage to the contract object. The fully completed warranty card together with the receipt of purchase correspondingly dated substantiates your right to claim under the warranty.

Performance

During the warranty period we undertake to rectify any and all defects to the Garador product which can be proved to be attributed to a material or manufacturing fault. We pledge at our discretion either to exchange the defective merchandise for faultless merchandise, repair it or allow a reduction in price. We do not accept costs for dismantling and installation nor for carriage.

Replaced parts become our property.

The warranty does not cover damage caused through:

- normal wear and tear
- improper installation
- negligent care and maintenance
- improper initial and subsequent operation
- negligent or wanton destruction
- external influences such as fire, water, salts, alkaline solutions, acids, abnormal environmental influences
- mechanical damage through improper transport and fitting
- priming and other surface protection treatments
- incorrect or too late applied surface protection treatments
- repair by non-qualified persons
- using non-Garador parts without the approval of the manufacturer
- removal of the product number or making it unidentifiable

Electric Operator Warranty

A separate 5 year warranty is granted on our electric operators. This includes operator mechanics, motor and motor control system. A 2 year warranty is granted on radio equipment, accessories and system controls. There is no warranty on consumables (eg fuses, batteries, bulbs etc). For further details please contact us on 01935 443722, or through our website on www.garador.co.uk

Extracts from DHF consumer advice

The following document was designed by the Association of Garage Door Specialists, updated by the DHF (Door and Hardware Federation) and endorsed by all major UK garage door manufacturers, as a guide for purchasers of domestic garage doors.

Visual appearance of garage doors

A new garage door can be a significant investment that will transform the appearance of your home. This information is a guide to the quality you can expect.

The quality check

The quality check should be carried out in natural daylight, not direct sunlight. Stand at a distance of 3 metres from the door to view the overall appearance. The door is acceptable if, taking into account the facts below, none of the following are readily visible on the face of the door:

- Marks or distortion associated with the manufacturing process
- Minor indentations, marks or scuffs on the surface
- Paint or stain blemishes

Electrical operation

Power Operated It is against the Law to install a power operated garage door in the UK without complying with The Machinery Directive. To comply with the Machinery Directive both the door and the operator used in the Installation must have a declaration of Incorporation from the manufacturer. On completion of the installation the Installer must provide a Declaration of conformity and apply a CE mark giving details of the installation (as example) to the door / operator combination, which is now classed as a machine. The Installer must issue to the Customer a declaration of conformity on the completion of the installation. The Installer must hold copies of both the Declarations of Incorporation and the Declaration of Conformity on a technical file for inspection by the relevant authorities. If any of the above requirements are not fulfilled the Installation is illegal. Please ensure for your own safety and peace of mind that whoever installs your electric operator is both willing and able to fulfil these requirements; if they are not do not use them. Members of the DHF CAN and WILL install your operator safely and legally.

The facts

Steel doors

Panel Distortion The rolling or pressing of steel panels during manufacture will cause distortion in the steel and while every effort is made to keep this to a minimum, inevitably some visible distortion will remain. The application of high gloss paints will make this slight distortion more apparent, especially under certain lighting conditions, such as car headlamps, or bright sunshine.

Paint Finish Primed doors – the primer coating is applied as a base coat only and as such requires additional finishing with a good quality exterior paint. Any marks or scratches on the primer coat should be rubbed down and repainted as part of this finishing process.

Finished doors – the factory application of the paint finish is an automated process and this may result in minor blemishes or slight inconsistencies in the paint, particularly in the area of panel joints.

Timber doors

Timber Timber is a natural product and there will be variations in pattern, colour, shading and grains. No two doors will be the same. Because wood naturally expands and contracts according to environmental conditions, joints will open and close and some minor curvature may occur.

Finishing It is vital that timber doors are fully finished as per the manufacturers instructions before exposure to the elements.

GRP and composite plastic doors

Mould Marks GRP doors are individually handcrafted in a mould and are then hand finished. Some minor marks and blemishes will inevitably remain after this process.

Translucency When viewed from the inside, it is often possible to see variations in the translucency of the door, particularly around and between areas of relief. Such variations do not detract from the overall strength or build quality of the door.

All doors

Colour Match Pairs of doors should be ordered together to obtain the best colour match, bearing in mind the limitations of the materials used in the construction. Timber garage doors cannot be ordered as matching sets.

Size Variations As the size of a door changes in height and/or width, the panel frequency and profile can change, therefore doors of the same style but of different sizes can be significantly different in appearance.

Clearances All doors require operating clearances, i.e. the gap between the door panel and the frame opening, these are inbuilt during manufacture and should not be reduced by means of infills, or draughtproofing.

Deflection When in the open position, all doors will display a level of vertical deflection or 'sag' across the width of the panel. Individual manufacturers' specifications should be consulted for exact tolerances.

Since the company's policy is one of continuous improvement of its products, we reserve the right to make any alterations in design, manufacture or price. All business is governed by the company's Standard Conditions and this document does not form any part of any contract with the company and statements contained in it should not be construed as representations or warranties.